

THE INDUS HOSPITAL
FINANCIAL STATEMENTS
FOR THE YEAR ENDED JUNE 30, 2011

AUDITORS' REPORT TO THE MEMBERS


We have audited the annexed balance sheet of The Indus Hospital (the Hospital) as at June 30, 2011 and the related income and expenditure account and cash flow statement together with the notes forming part thereof, for the year then ended and we state that we have obtained all the information and explanations which, to the best of our knowledge and belief, were necessary for the purposes of our audit.

It is the responsibility of the Hospital's management to establish and maintain a system of internal control, and prepare and present the above said statements in conformity with the approved accounting standards and the requirements of the Companies Ordinance, 1984. Our responsibility is to express an opinion on these statements based on our audit.

We conducted our audit in accordance with the auditing standards as applicable in Pakistan. These standards require that we plan and perform the audit to obtain reasonable assurance about whether the above said statements are free of any material misstatement. An audit includes examining, on a test basis, evidence supporting the amounts and disclosures in the above said statements. An audit also includes assessing the accounting policies and significant estimates made by management, as well as, evaluating the overall presentation of the above said statements. We believe that our audit provides a reasonable basis for our opinion and, after due verification, we report that:

- (a) in our opinion, proper books of accounts have been kept by the Hospital as required by the Companies Ordinance, 1984;
- (b) in our opinion:
 - (i) the balance sheet and income and expenditure account together with the notes thereon have been drawn up in conformity with the Companies Ordinance, 1984, and are in agreement with the books of accounts and are further in accordance with accounting policies consistently applied;
 - (ii) the expenditure incurred during the year was for the purpose of the Hospital's business; and
 - (iii) the business conducted, investments made and the expenditure incurred during the year were in accordance with the objects of the Hospital;
- (c) in our opinion and to the best of our information and according to the explanations given to us, the balance sheet, income and expenditure account and cash flow statement together with the notes forming part thereof conform with the approved accounting standards as applicable in Pakistan, and, give the information required by the Companies Ordinance, 1984, in the manner so required and respectively give a true and fair view of the state of the Hospital's affairs as at June 30, 2011 and of the deficit and its cash flows for the year then ended; and
- (d) in our opinion no Zakat was deductible at source under the Zakat and Ushr Ordinance, 1980 (XVIII of 1980).

The financial statements for the year ended June 30, 2010 were audited by another firm of Chartered Accountants who vide their audit report dated October 9, 2010 expressed an unqualified opinion thereon.



Chartered Accountants
Karachi
Date: September 29, 2011

Engagement Partner: Waqas A. Sheikh


A. F. FERGUSON & CO., Chartered Accountants, a member firm of the PwC network
State Life Building No. 1-C, I.I. Chundrigar Road, P.O. Box 4716, Karachi-74000, Pakistan
Tel: +92 (21) 32426682-6/32426711-5; Fax: +92 (21) 32415007/32427938; <www.pwc.com/pk>

Lahore: 23-C, Aziz Avenue, Canal Bank, Gulberg V, P.O. Box 39, Shahrah-e-Quaid-e-Azam, Lahore-54660; Tel: +92 (42) 35715864-71; Fax: +92 (42) 35715872
Islamabad: PIA Building, 3rd Floor, 49 Blue Area, Fazl-ul-Haq Road, P.O. Box 3021, Islamabad-44000; Tel: +92 (51) 2271457-60; Fax: +92 (51) 2277024

**THE INDUS HOSPITAL
BALANCE SHEET
AS AT JUNE 30, 2011**

	Note	2011	2010
		Rupees	
ASSETS			
Non-Current Assets			
Property, plant and equipment	4	525,489,160	260,237,754
Intangible assets	5	600,000	800,000
		<u>526,089,160</u>	<u>261,037,754</u>
Current Assets			
Inventories	6	137,727,291	123,099,996
Advances, deposits, prepayments and other receivables	7	23,695,957	5,909,899
Short term investments	8	134,929,484	41,065,668
Cash and bank balances	9	147,675,925	50,069,375
		<u>444,028,657</u>	<u>220,144,938</u>
		<u><u>970,117,817</u></u>	<u><u>481,182,692</u></u>
EQUITY			
Funds			
Restricted Fund	10	553,502,417	85,480,790
Accumulated Fund	11	351,481,781	361,811,394
		<u>904,984,198</u>	<u>447,292,184</u>
LIABILITIES			
Current Liabilities			
Trade and other payables	12	65,133,619	33,890,508
CONTIGENCIES AND COMMITMENTS			
		<u>970,117,817</u>	<u>481,182,692</u>

The annexed notes 1 to 17 form an integral part of these financial statements.


Chief Executive Officer


Director

**THE INDUS HOSPITAL
BALANCE SHEET
AS AT JUNE 30, 2011**

	Note	2011	2010
		Rupees	
ASSETS			
Non-Current Assets			
Property, plant and equipment	4	525,489,160	260,237,754
Intangible assets	5	600,000	800,000
		<u>526,089,160</u>	<u>261,037,754</u>
Current Assets			
Inventories	6	137,727,291	123,099,996
Advances, deposits, prepayments and other receivables	7	23,695,957	5,909,899
Short term investments	8	134,929,484	41,065,668
Cash and bank balances	9	147,675,925	50,069,375
		<u>444,028,657</u>	<u>220,144,938</u>
		<u><u>970,117,817</u></u>	<u><u>481,182,692</u></u>
EQUITY			
Funds			
Restricted Fund	10	553,502,417	85,480,790
Accumulated Fund	11	351,481,781	361,811,394
		<u>904,984,198</u>	<u>447,292,184</u>
LIABILITIES			
Current Liabilities			
Trade and other payables	12	65,133,619	33,890,508
CONTIGENCIES AND COMMITMENTS			
		<u>970,117,817</u>	<u>481,182,692</u>

The annexed notes 1 to 17 form an integral part of these financial statements.


Chief Executive Officer



Director

THE INDUS HOSPITAL
INCOME AND EXPENDITURE ACCOUNT
FOR THE YEAR ENDED JUNE 30, 2011


	Note	2011 Rupees	2010 Rupees
INCOME			
Value of services rendered to patients financed through restricted fund (note 10):			
- zakat		205,482,207	163,531,448
- donations		316,989,597	232,406,406
		<u>522,471,804</u>	<u>395,937,854</u>
Other income	13	2,294,211	1,579,299
		<u>524,766,015</u>	<u>397,517,153</u>
EXPENDITURE			
Medicines and other supplies consumed	14	219,420,092	176,943,141
Salaries, wages and benefits		193,360,041	126,316,299
Depreciation	4.1	68,893,343	56,509,084
Amortization	5	200,000	200,000
Repair and maintenance		5,983,332	4,294,240
Insurance/Takaful expense		337,076	545,355
Fuel expense		12,862,715	6,315,220
License fee		59,913	110,925
Printing, stationery and courier expense		1,407,891	1,434,028
Utility expense		17,263,746	17,140,855
Travelling expense		503,147	-
Technical and professional service charges		1,239,324	1,115,326
Auditor's remuneration		50,000	50,000
Uniform and laundry expense		1,518,925	1,126,042
Kitchen supplies consumed		248,870	1,099,753
Security charges		1,857,500	1,848,000
Clearing and forwarding charges		474,790	516,697
Marketing expense		416,499	60,000
Stock written off		46,803	370,540
Outdoor Project costs:			
- Hepatitis - B Program		957,888	1,480,436
- IDRf Health Worker Program		446,130	594,840
- TB reach		5,314,836	-
- Flood relief camp		1,011,067	-
		<u>7,729,921</u>	<u>2,075,276</u>
Other expenses		1,221,700	979,297
		<u>535,095,628</u>	<u>399,050,078</u>
Deficit for the year	11	<u>(10,329,613)</u>	<u>(1,532,925)</u>

The annexed notes 1 to 17 form an integral part of these financial statements.

afco.



Chief Executive Officer



Director